



National Marine Manufacturers Association

nmma.org

ECONOMIC SIGNIFICANCE OF RECREATIONAL BOATING IN PENNSYLVANIA

CONGRESSIONAL DISTRICT 5

Number of Recreational Boats*	25,900
Recreational Boating Industry Businesses	36
Total Jobs	1,936
Annual Recreational Boating-Related Spending	\$104.5 MILLION

TOTAL ANNUAL ECONOMIC IMPACT OF RECREATIONAL BOATING:

\$245.7 MILLION


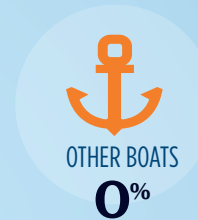

RECREATIONAL BOATS IN PA-5

TOTAL BOATS* ▶ 25,900

REGISTERED BOATS 25,900

Power boats	23,952
PWCs	1,568
Sailboats	367
Other Boats	13

HOUSEHOLDS PER BOAT 10.6

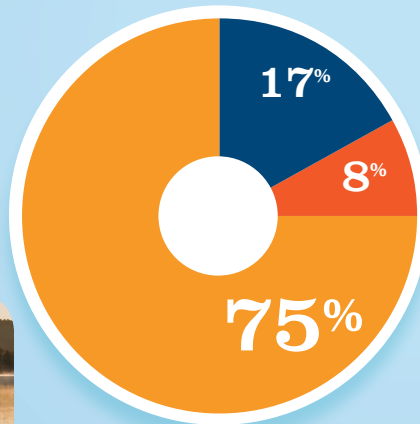


* Total boats are registered boats as reported by states to the USCG.

RECREATIONAL BOATING CREATES JOBS IN PA-5

TOTAL BOATING JOBS ▶ 550

Boat Building	-
Motor / Engine Mfr.	-
Accessory / Supplies Mfr.	413
Dealers / Wholesalers	46
Boat Services	91

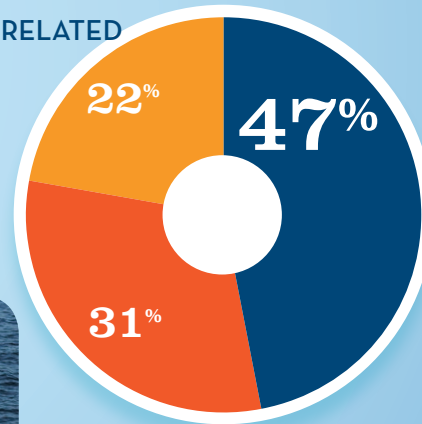


BOAT BUILDING † DLRS/WHOLESALERS
MOTOR/ENG. MFR. † BOAT SERVICES
ACC./SUPPLIES MFR. † 0%

RECREATIONAL BOATING-RELATED BUSINESSES IN PA-5

TOTAL BUSINESSES ▶ 36

Boat Building	-
Motor / Engine Mfr.	-
Accessory / Supplies Mfr.	8
Dealers / Wholesalers	11
Boat Services	17



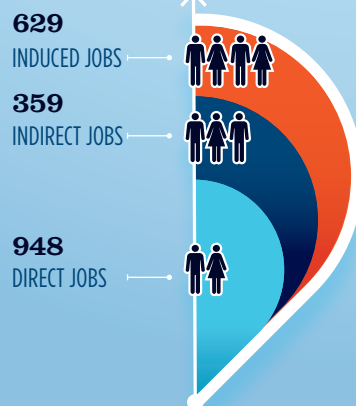
BOAT BUILDING † DLRS/WHOLESALERS
MOTOR/ENG. MFR. † BOAT SERVICES
ACC./SUPPLIES MFR. † 0%

ESTIMATED JOBS IMPACT OF RECREATIONAL BOATING-RELATED SPENDING IN PA-5

EST. TOTAL JOBS ▶ 1,936

EST. TOTAL LABOR INCOME \$80.0 MILLIONS

Est. Direct Income	\$32.4
Est. Indirect Income	\$20.1
Est. Induced Income	\$27.5



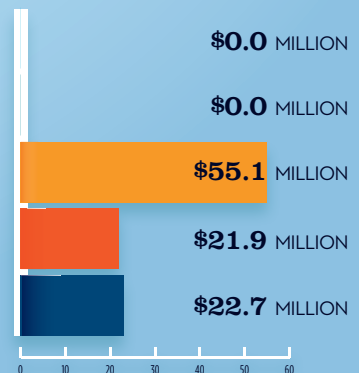
RECREATIONAL BOATING INDUSTRY SALES IN PA-5

Boat Building	\$0.0
Motor / Engine Mfr.	\$0.0
Accessory / Supplies Mfr.	\$55.1
TOTAL MFR. SALES	\$55.1

TOTAL RETAIL & SERVICES SALES ▶ \$44.6

Dealers / Wholesalers	\$21.9
Boat Services	\$22.7

BOAT BUILDING DLRS/WHOLESALERS
MOTOR/ENG. MFR. BOAT SERVICES
ACC./SUPPLIES MFR.



Source: NMMA's Center of Knowledge; Recreational Marine Research Center at Michigan State University